



## Almadar Cloud Portal User Guide

<b>Guide No.</b>	0002
<b>Name</b>	Change password of Almadar Cloud Portal User
<b>Version</b>	V1.0
<b>Date</b>	25-Feb-2022

**Copyright © Almadar Aljadid. 2022. All rights reserved.**

No part of this document may be reproduced or transmitted in any form or by any means without prior written consent of Almadar Aljadid.

**Notice**

The purchased products, services and features are stipulated by the contract made between Almadar Aljadid and the customer. All or part of the products, services and features described in this document may not be within the purchase scope or the usage scope. Unless otherwise specified in the contract, all statements, information, and recommendations in this document are provided "AS IS" without warranties, guarantees or representations of any kind, either express or implied.

The information in this document is subject to change without notice. Every effort has been made in the preparation of this document to ensure accuracy of the contents, but all statements, information, and recommendations in this document do not constitute a warranty of any kind, express or implied.

# Almadar Aljadid

Address: City sport Gurji

Website: <https://www.almadar.ly>

Email: [cloudsupport@almadar.ly](mailto:cloudsupport@almadar.ly)

Phone: 0919190544

## Version History:

Date	Ver.	Author	Description	Approved by
25-Feb-2021	1.0	Mohamed Swaih	Initial Release	Emhmed Mselkhi

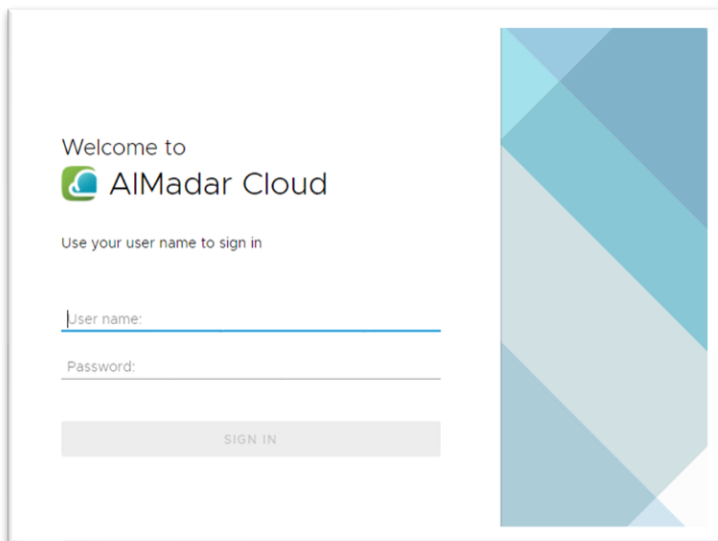
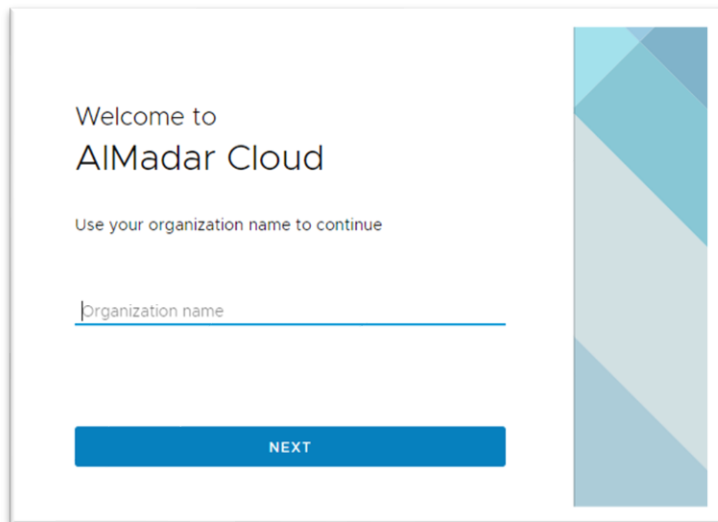
**Introduction:**

This document is a guide on how to Access to Almadar Cloud Portal.

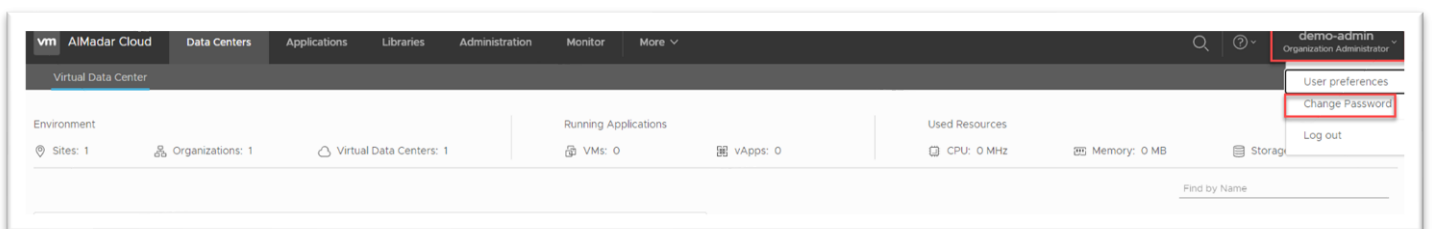
**Contents:**

- 1. Access to Almadar Cloud Portal with admin user that provided from Almadar Team.....4
- 2. In the title bar of the Web console, click on the user name and choose Change Password.....4
- 3. Type your current password, type your new password, and retype your new password click save Almadar Cloud Portal logs you out.....5
- 4. Log in with your new password.....5

1. Access to Almadar Cloud Portal with the login details that been provided by Almadar Team.




2. In the title bar of the Web console, click on the user name and choose Change Password.



3. Type your current password, type your new password, and retype your new password click save Almadar Cloud Portal logs you out.

## Change Password ✕

 You will be logged out after changing the password


Current Password \*

New Password \*

Confirm New Password \*

4. Log in with your new password.

## Welcome to



# AlMadar Cloud

Use your user name to sign in

Password: